



81

ANNUAL
GENERAL
MEETING



By the Numbers

Istanbul, Republic of Türkiye

9-14 November 2024

ICANN | PUBLIC MEETINGS

What is an ICANN Public Meeting?

ICANN Public Meetings provide opportunities for an internationally diverse group of individuals and organizations to come together to discuss and develop policies for the Internet's naming systems. ICANN's international meetings have been a staple of ICANN's multistakeholder, bottom-up, consensus-building model since its formation in 1998.

What is the Annual General Meeting?

The Annual General Meeting (AGM) is focused on showcasing ICANN's work to a broader global audience, with time dedicated to capacity development and leadership training sessions. The AGM is also where new members of the ICANN Board of Directors take their seats. The ICANN organization worked in close collaboration with the community to produce a hybrid meeting with an equal opportunity for both in-person and remote participants to engage on important policy matters.

Why do we publish technical data from ICANN Public Meetings?

ICANN Public Meetings need to innovate, adapt, and evolve to meet their purpose: to support ICANN's multistakeholder model. Data from Public Meetings provide reliable information on what attendees want, what ICANN is doing well, and where ICANN has opportunities to improve. By leveraging this data, we can be responsive to our community's needs.

We will continue to look for opportunities to standardize the information that we collect to ensure that data is consistent. Ultimately, our goal is to continue to improve our metrics and provide our community with more valuable data.

If you would like to learn more about ICANN Meetings or have questions about this data report, please contact: meetingsupport@icann.org.

Where can I find more information about ICANN Public Meetings?

Each meeting has a dedicated website that acts as a broad guide to the conference with details on the venue, information about the local area, a program of social events during the week, and answers to frequently asked questions about ICANN meetings.

To find out how to participate, go to <https://meetings.icann.org/en/about>.

To learn more about the Fellowship Program, go to <http://www.icann.org/en/fellowships>.

For a schedule of past and upcoming meetings, go to <http://meetings.icann.org/calendar>.

For the press page, go to <https://www.icann.org/media-en>.

If you belong to an organization that is interested in displaying an exhibit at a meeting or in sponsoring a meeting, please contact: meeting-sponsorship@icann.org.

Table of Contents

Attendee Profile 4

2016–2024 Trends 13

Session Statistics 16

Website Statistics 19

Remote Participation Statistics 21

General Information 24

Network Operations Center 26

Network Statistics 28

ICANN81 | By the Numbers

Attendee Profile



81

ANNUAL
GENERAL
MEETING

Attendee Profile

Attendee Profile for Istanbul, Republic of Türkiye

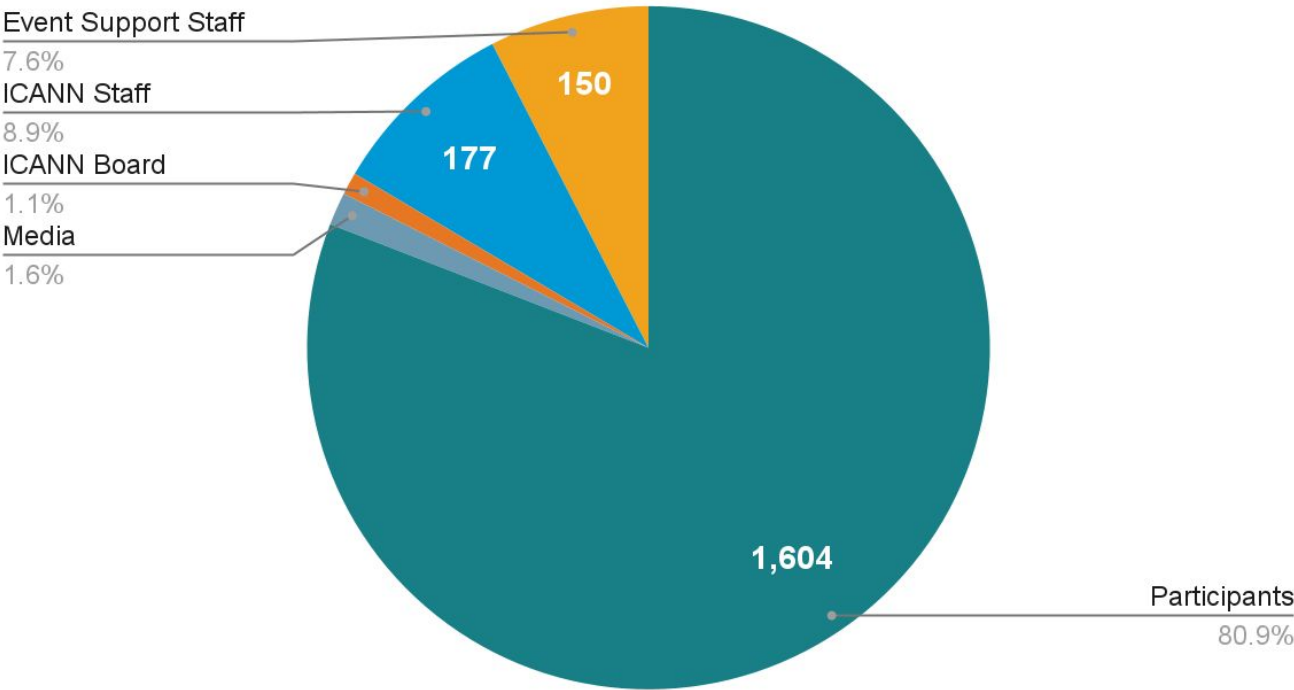
ICANN81 had 2,704 attendees, with 1,982 participating in-person and 722 virtually.

ICANN Public Meetings are a central pillar of ICANN's multistakeholder model. They provide a venue for advancing policy work, conducting outreach, exchanging best practices, conducting business deals, interacting with members of the ICANN community, with the ICANN Board and staff, and learning about ICANN.

For this section, the attendee profile metrics are derived from data that users provided during the meeting registration process. Attendees were not required to answer all questions. This data does not include remote participants.



ICANN81 In-Person Attendee Breakdown



Attendee Profile: Regional

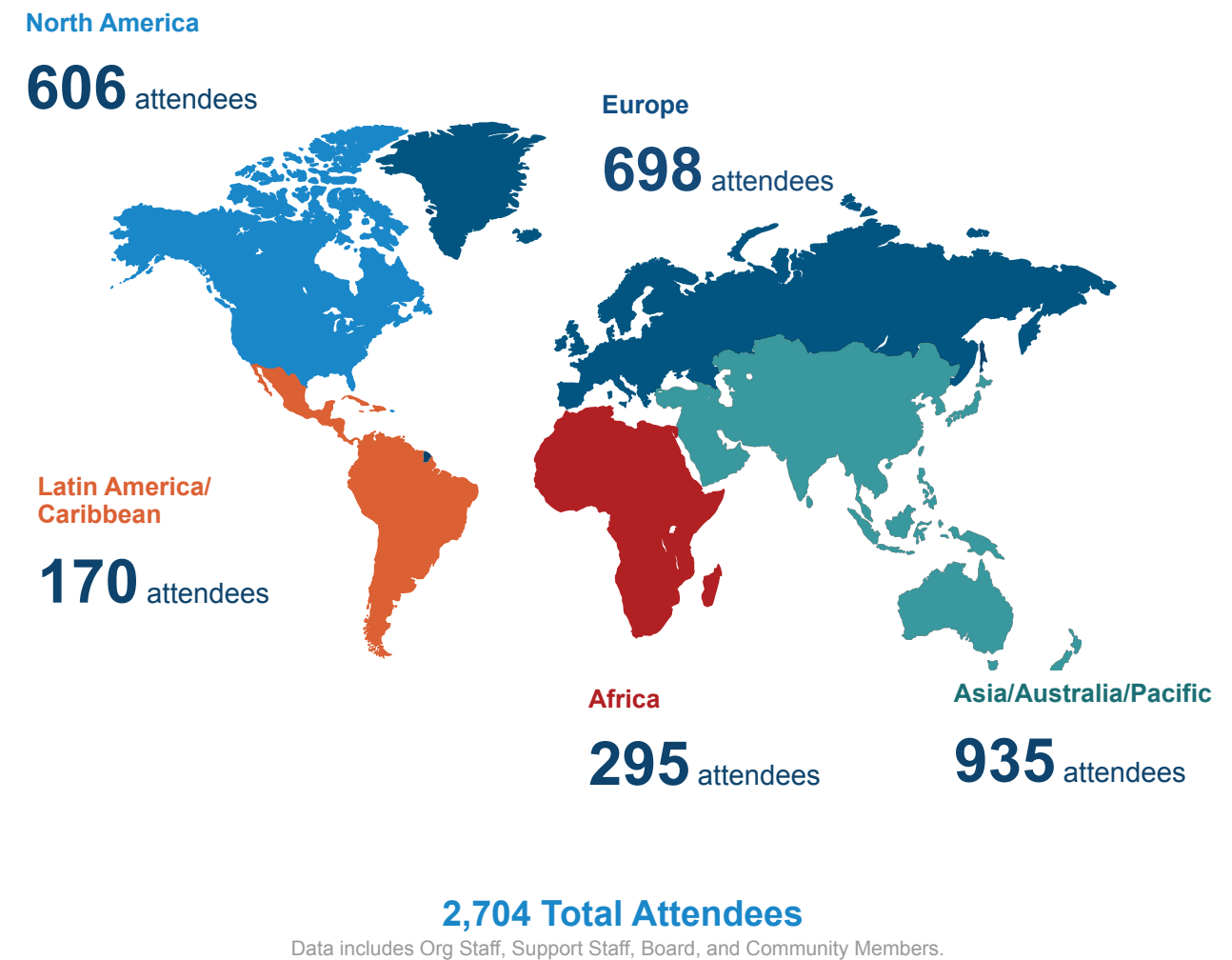
Attendee Profile by ICANN Regions

Geographic diversity is fundamental to ICANN. The ICANN Bylaws (Section 7.5) currently define five geographic regions: Africa, Asia/Australia/Pacific, Europe, Latin America/Caribbean, and North America.

The ICANN geographic regions were originally defined to ensure regional diversity in the composition of the ICANN Board. Subsequently, these definitions were also applied to the Generic Names Supporting Organization, At-Large Advisory Committee, and the Country Code Names Supporting Organization.

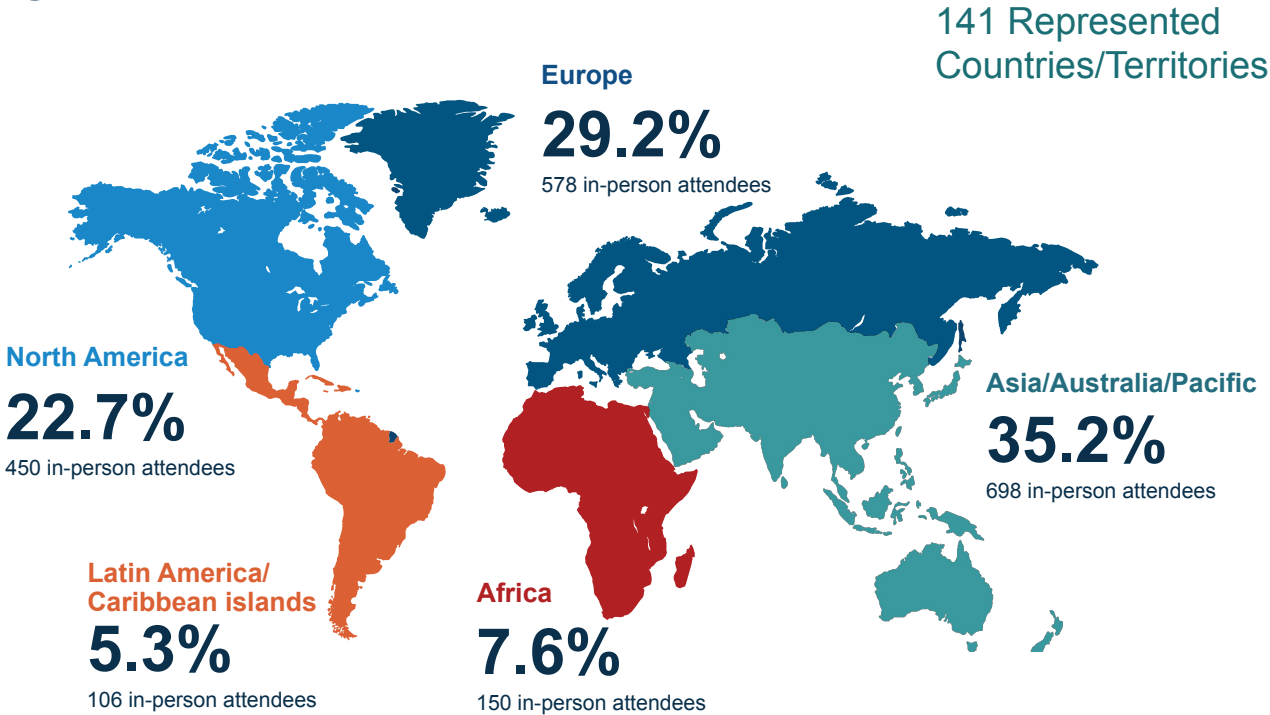
Selections are based on the five ICANN geographic regions shown on the map below.

Regional In-Person & Virtual Attendance



Attendee Profile: In-Person vs. Virtual

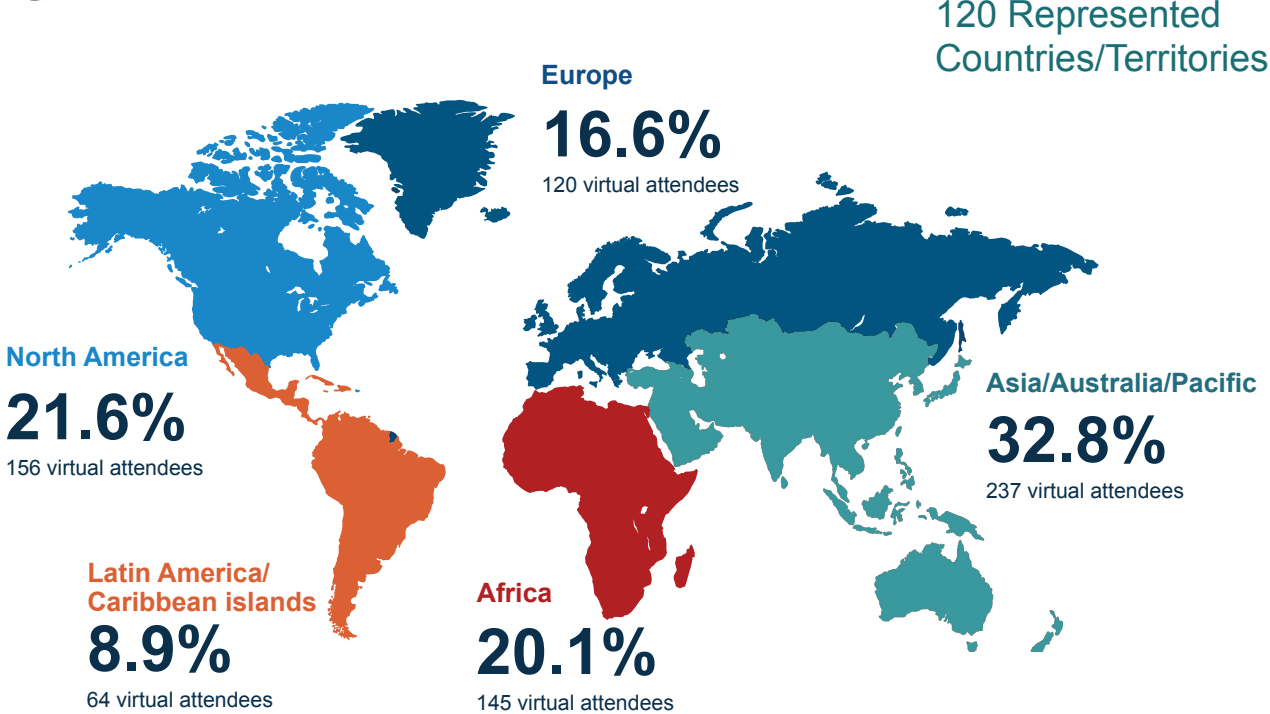
Regional In-Person Attendance



1,982 In-Person Attendees

Data includes Org Staff, Support Staff, Board, and Community Members.

Regional Virtual Attendance



722 Virtual Attendees

Data includes Org Staff, Support Staff, Board, and Community Members.

Attendee Profile: Regional

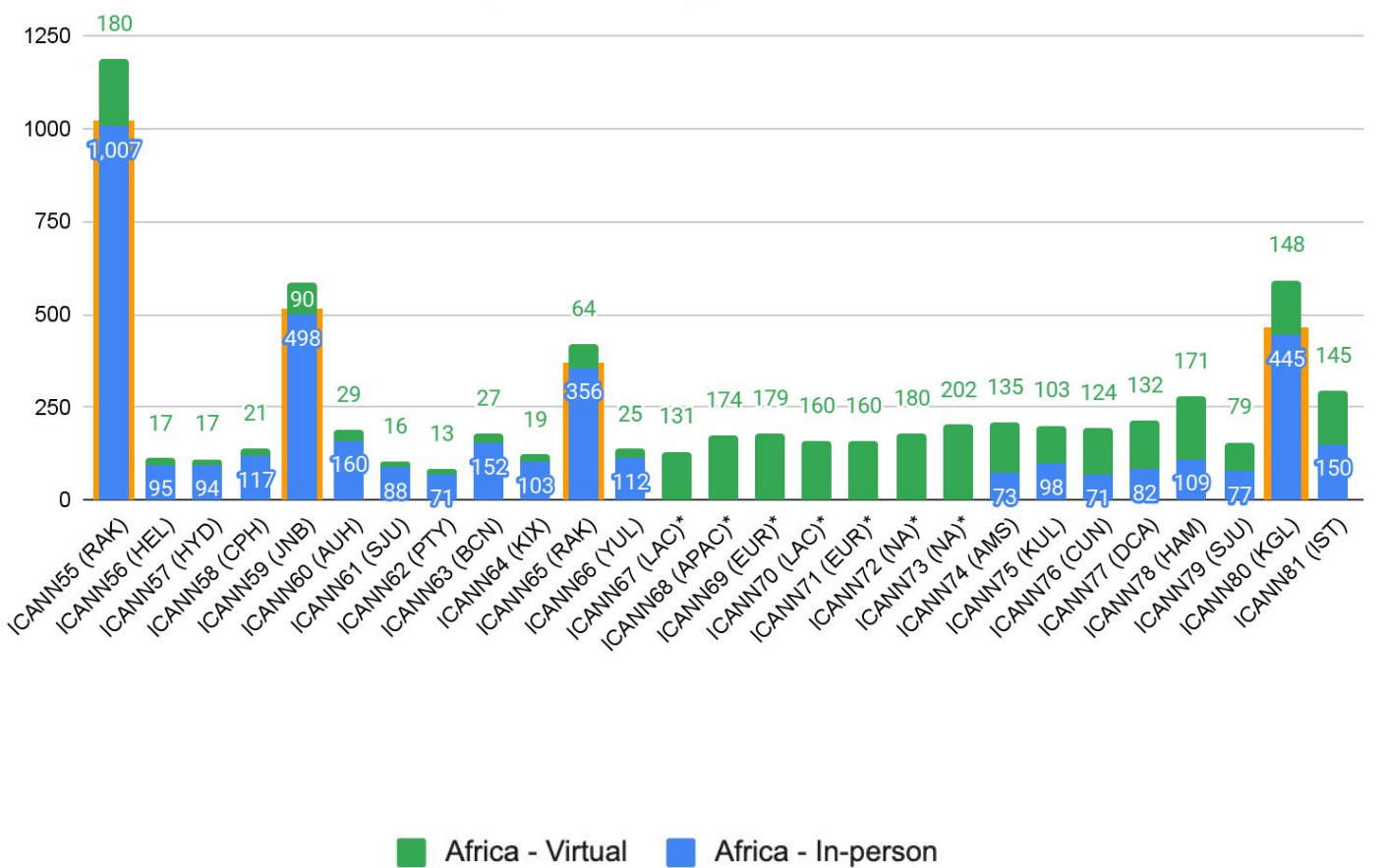
Africa Regional Attendance

The attendee profile metrics for ICANN81 are derived from data that users provided during the meeting registration process.

The Africa region has an average regional attendance rate of 248 people in-person and virtually for ICANN meetings from ICANN55 through ICANN81. This average is currently 12.5% of the overall attendance of ICANN meetings.



295
ICANN81 Attendance



In-person meeting locations are noted by 3-letter airport codes.
*Noted as a virtual-only meeting conducted in the specified regional timezone.
Data includes Org Staff, Support Staff, Board, and Community Members.

Attendee Profile: Regional



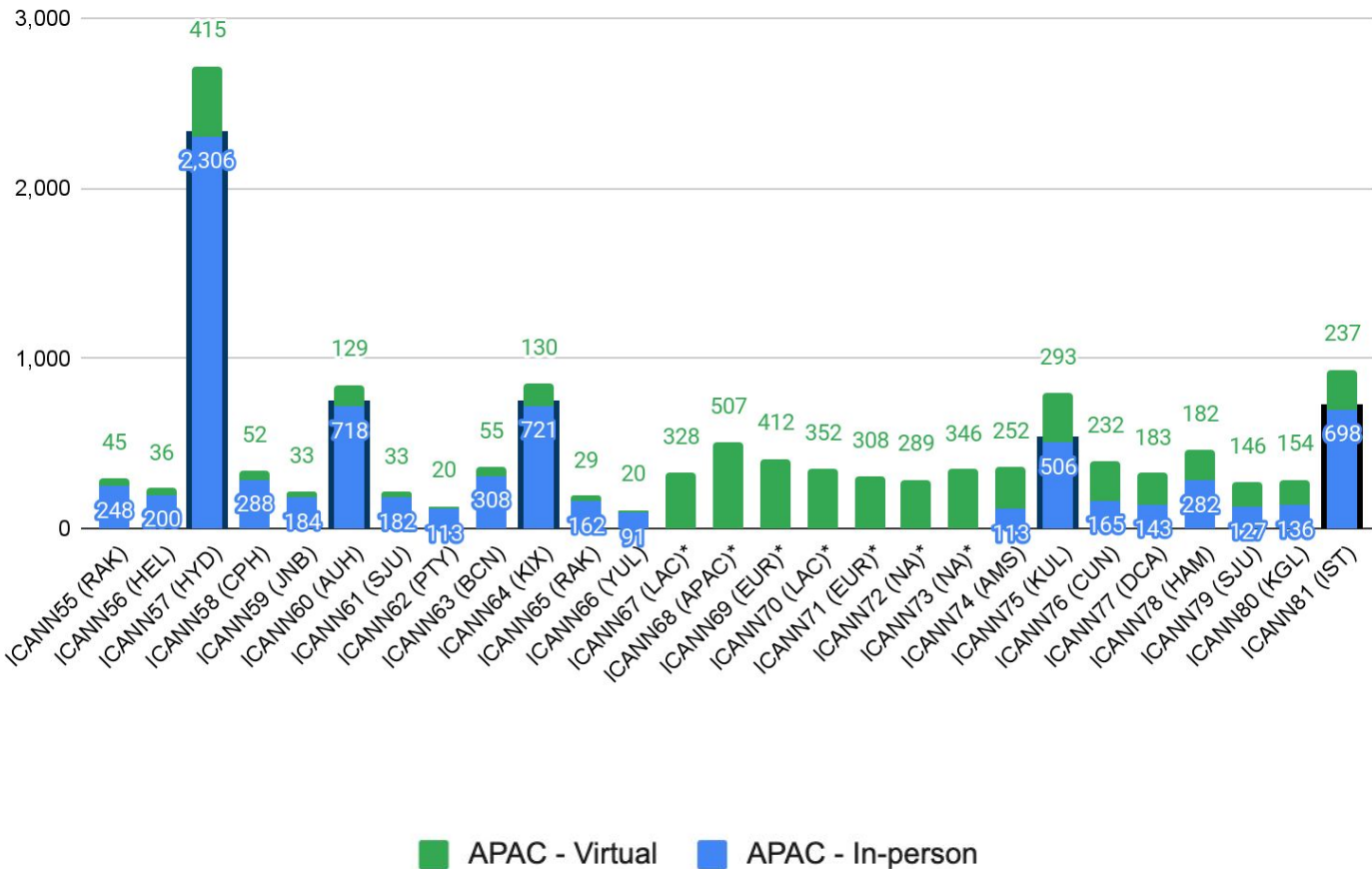
Asia/Australia/Pacific (APAC)
Regional Attendance

The attendee profile metrics for ICANN81 are derived from data that users provided during the meeting registration process.

The APAC region has an average regional attendance rate of 478 people in-person and virtually for ICANN meetings from ICANN55 through ICANN81. This average is currently 24.1% of the overall attendance of ICANN meetings.

935

ICANN81 Attendance



In-person meeting locations are noted by 3-letter airport codes.
*Noted as a virtual-only meeting conducted in the specified regional timezone.
Data includes Org Staff, Support Staff, Board, and Community Members.

Attendee Profile: Regional

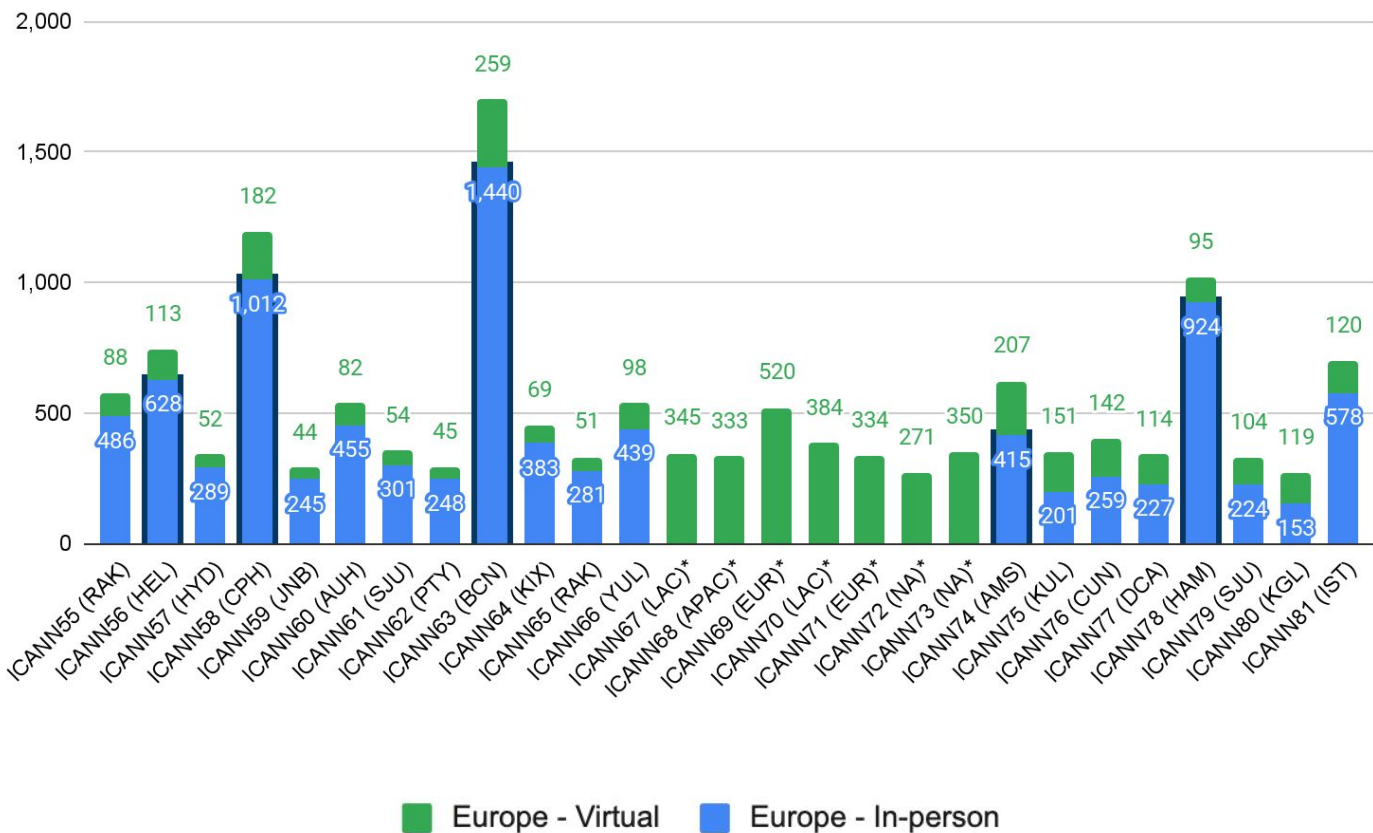


Europe Regional Attendance

The attendee profile metrics for ICANN81 are derived from data that users provided during the meeting registration process.

The European region has an average regional attendance rate of 515 people in-person and virtually for ICANN meetings from ICANN55 through ICANN81. This average is currently 25.9% of the overall attendance of ICANN meetings.

698
ICANN81 Attendance



In-person meeting locations are noted by 3-letter airport codes.
*Noted as a virtual-only meeting conducted in the specified regional timezone.
Data includes Org Staff, Support Staff, Board, and Community Members.

Attendee Profile: Regional



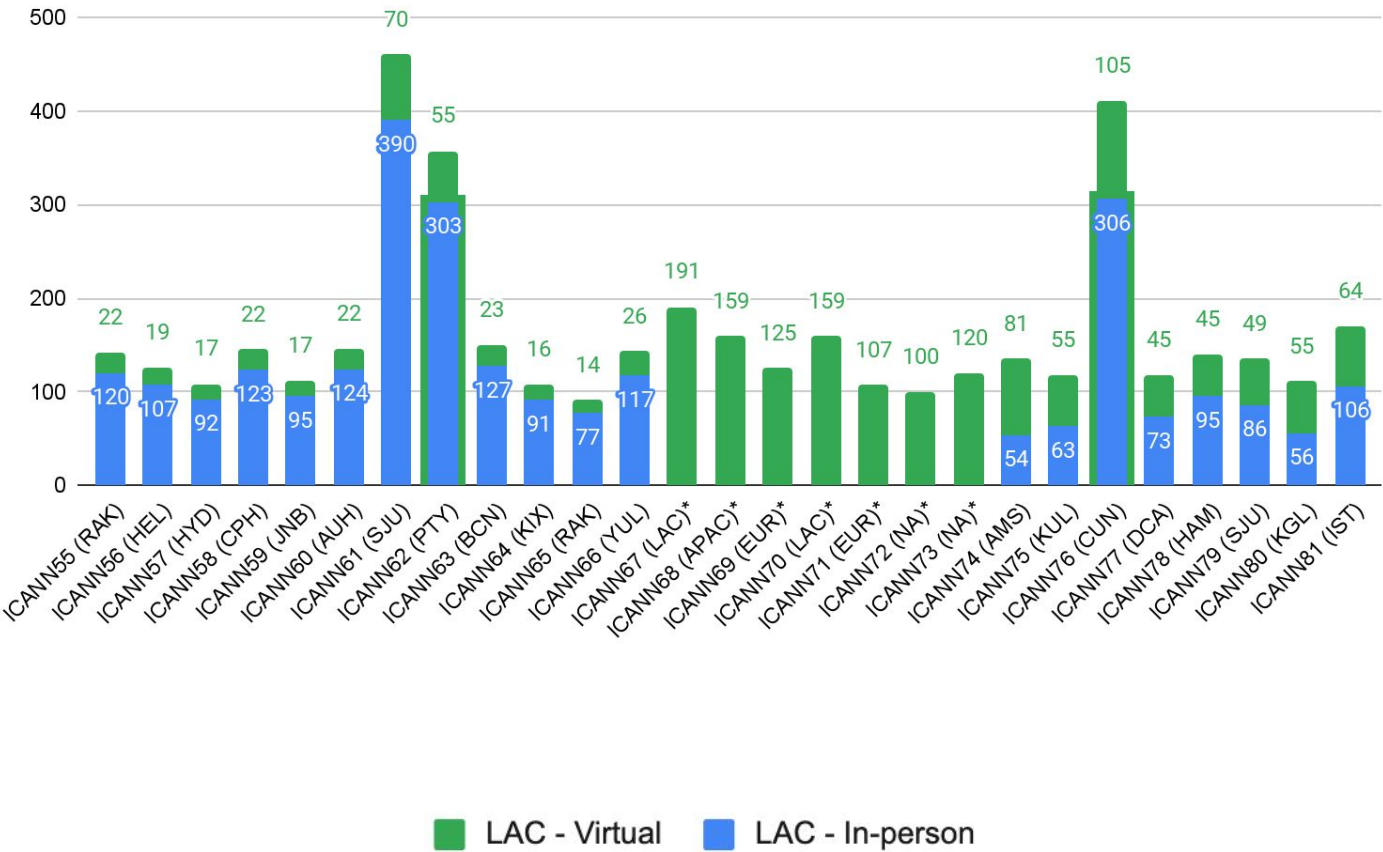
Latin America/Caribbean Islands (LAC) Regional Attendance

The attendee profile metrics for ICANN81 are derived from data that users provided during the meeting registration process.

The LAC region has an average regional attendance rate of 163 people in-person and virtually for ICANN meetings from ICANN55 through ICANN81. This average is currently 8.2% of the overall attendance of ICANN meetings.

170

ICANN81 Attendance



In-person meeting locations are noted by 3-letter airport codes.
*Noted as a virtual-only meeting conducted in the specified regional timezone.
Data includes Org Staff, Support Staff, Board and Community Members.

Attendee Profile: Regional

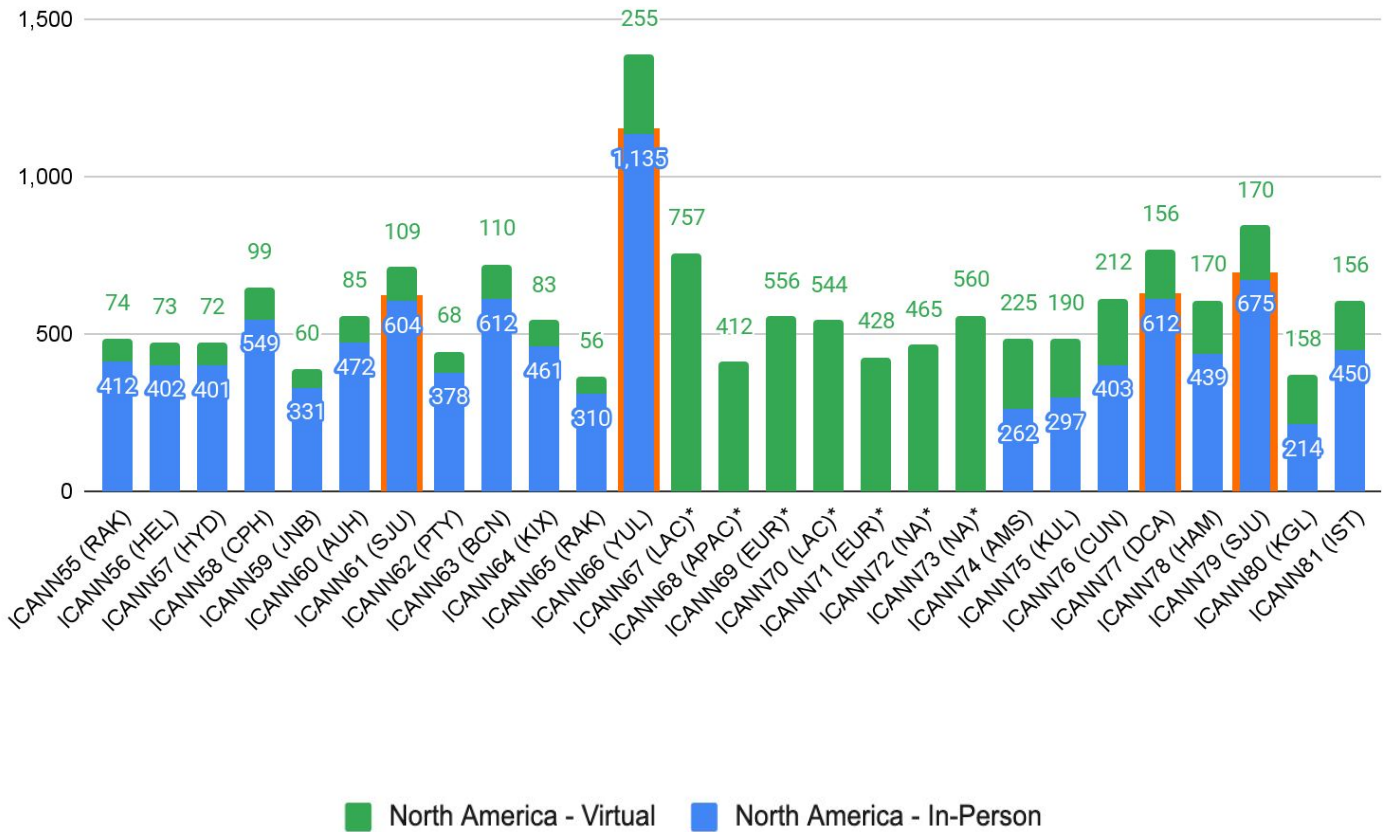
North America Regional Attendance

The attendee profile metrics for ICANN81 are derived from data that users provided during the meeting registration process.

The North American region has an average regional attendance rate of 582 people in-person and virtually for ICANN meetings from ICANN55 through ICANN81. This average is currently 29.3% of the overall attendance of ICANN meetings.



606
ICANN81 Attendance



In-person meeting locations are noted by 3-letter airport codes.
*Noted as a virtual-only meeting conducted in the specified regional timezone.
Data includes Org Staff, Support Staff, Board, and Community Members.

ICANN81 | By the Numbers

2016–2024 Trends

Participation & Sessions

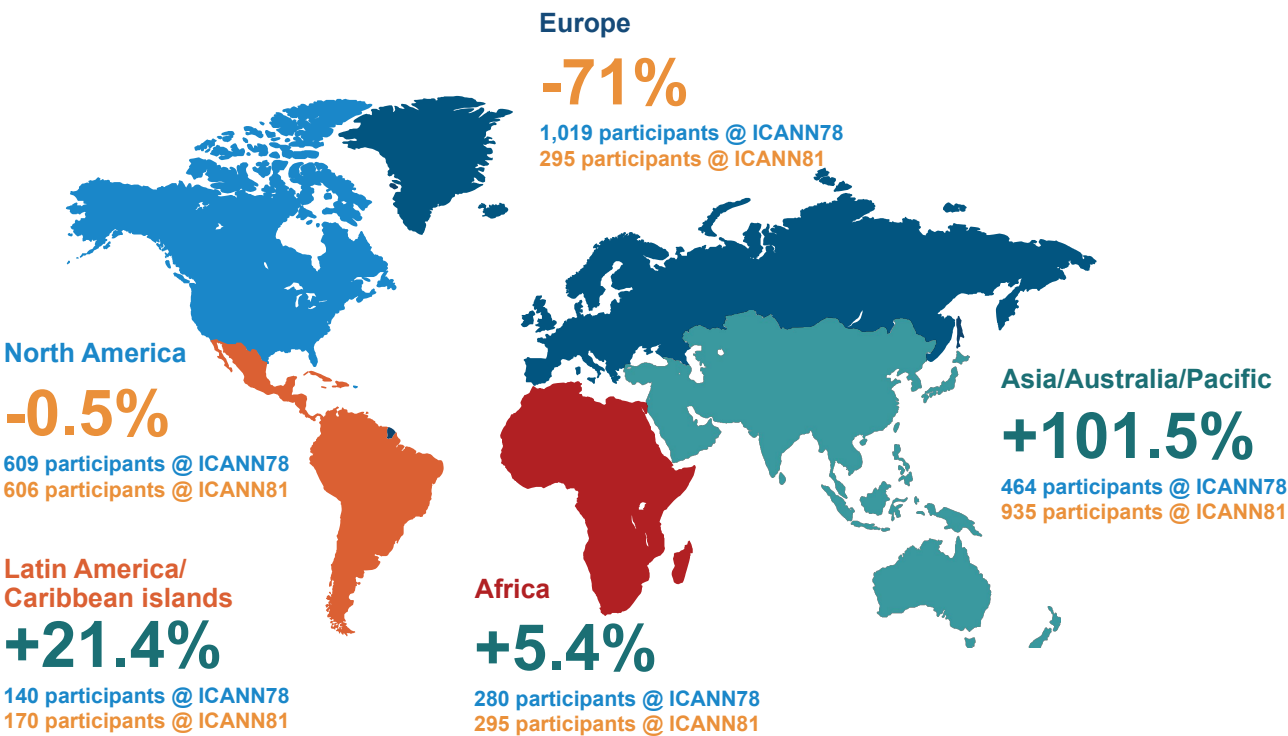


81

ANNUAL
GENERAL
MEETING

2016–2024 Trends: Participation

Attendance Trends | ICANN78 (EUR) vs. ICANN81 (APAC)
Comparing Recent Annual General Meetings



Based on In-Person & Virtual Participation of 2,512 vs. 2,704 (+7.6%)

Data includes Org Staff, Support Staff, Board, and Community Members.



78

ANNUAL
GENERAL
MEETING

vs.



81

ANNUAL
GENERAL
MEETING

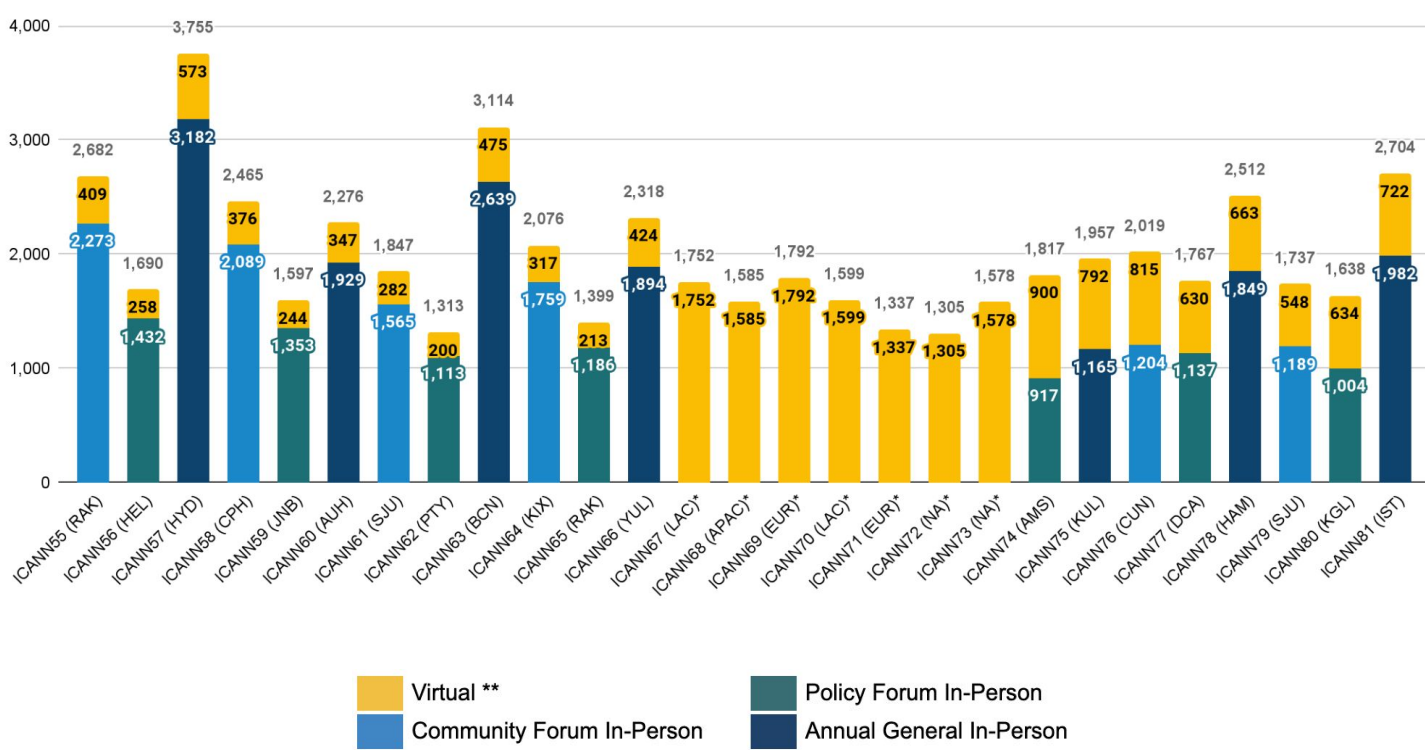
2016–2024 Trends: Participation

Attendance Overview of ICANN55–ICANN81

1,973
Community Forum
Average Attendance

1,571
Policy Forum
Average Attendance

2,415
Annual General Meeting
Average Attendance



In-person meeting locations are noted by 3-letter airport codes.
*Noted as a virtual-only meeting conducted in the specified regional timezone.
**Virtual attendees for ICANN55 through ICANN65 and ICANN74 through ICANN81 are estimated based on available data.

1,986
Overall Average
Attendance

ICANN81 | By the Numbers

Session Statistics



81

ANNUAL
GENERAL
MEETING

Session Statistics

Session Statistics for Istanbul, Republic of Türkiye

Each type of session has a different structure and purpose:

- **Open Sessions** are open to everyone and are supported with remote participation tools for additional outside participation.
- **Closed Sessions** are typically open only to members of a specific group and are typically restricted from having observer participation.
- **Sign-Up Rooms** are on-site impromptu meetings, held in session rooms that have open time slots.

This chart breaks down meetings conducted by room usage.

Total Session Hours

225



81

ANNUAL
GENERAL
MEETING

Total Session Count

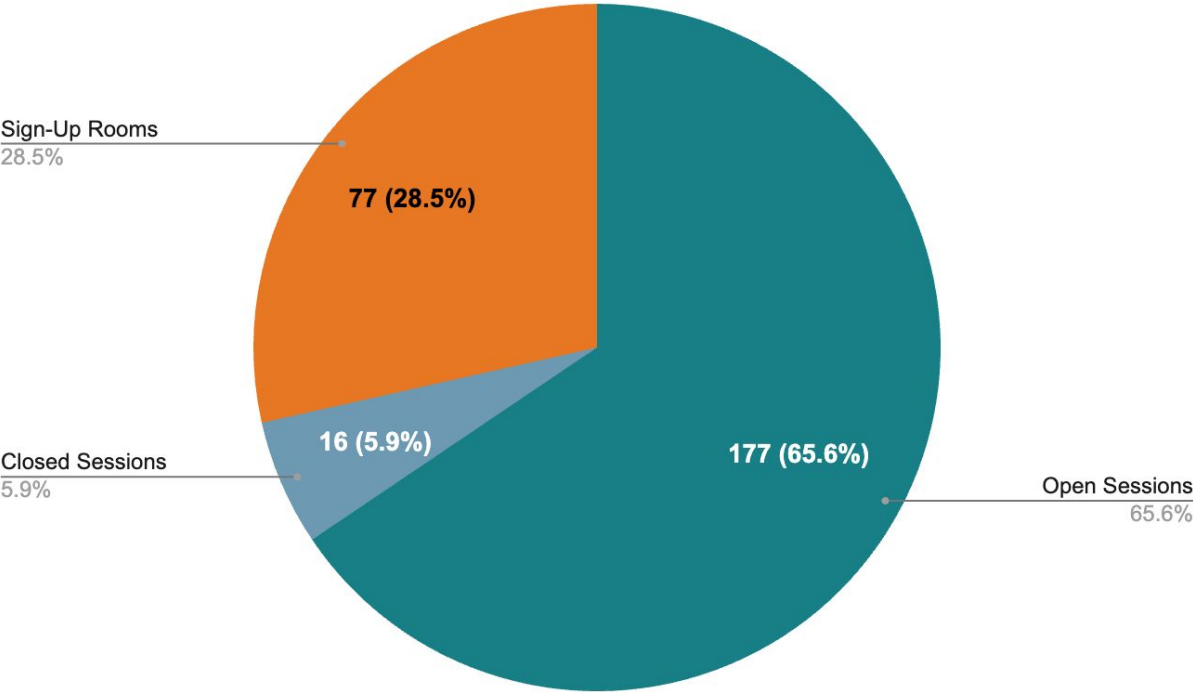
193

Average In-Person Attendance per Session

61 Participants

Based on Hourly Counts of Session Rooms

ICANN81 Room Usage



Session Statistics

Session Attendance – Top 25 Sessions

This list ranks the top 25 sessions based on attendance. The attendance number comes from mid-session manual headcounts done every hour. The count includes only people who were physically present in the session room at the time of the count.

SESSION NAME	IN-PERSON ATTENDANCE ▼
Welcome Ceremony	879
ICANN Public Forum	422
Geopolitical, Legislative, and Regulatory Developments Update	374
ICANN81 AGM - Board Meeting	254
Shifting Paradigms: Multistakeholderism, Geopolitics, and Emerging Internet Infrastructures	241
Joint Meeting: ICANN Board and GAC	199
Joint Meeting: GAC and GNSO	182
GAC Discussion on DNS Abuse Mitigation	176
GAC Discussion on WHOIS and Registration Data Issues	175
GAC Discussion on New gTLD Program Next Round (1/2)	164
Joint Meeting: GAC and CPH	163
How it Works: Blockchain Name Technologies	153
ccNSO: DNS Abuse Standing Committee Session	153
Joint Meeting: GAC and ALAC	147
GAC: Opening Plenary	146
GAC: Strategic Planning and Operational Matters	142
GAC Discussion on New gTLD Program Next Round (2/2)	142
Joint Meeting: GAC and ASO	136
Joint Meeting: GAC and ccNSO	135
Joint Meeting: GAC and RSSAC	132
Joint Session: ICANN Board and GNSO Council	125
ccNSO: Welcome Session	125
Emerging Identifier Technologies	122
Joint Session: ICANN Board and ALAC	121
GAC: Capacity Development Session (2/3)	114

ICANN81 | By the Numbers

Schedule Website Statistics



81 | ANNUAL
GENERAL
MEETING

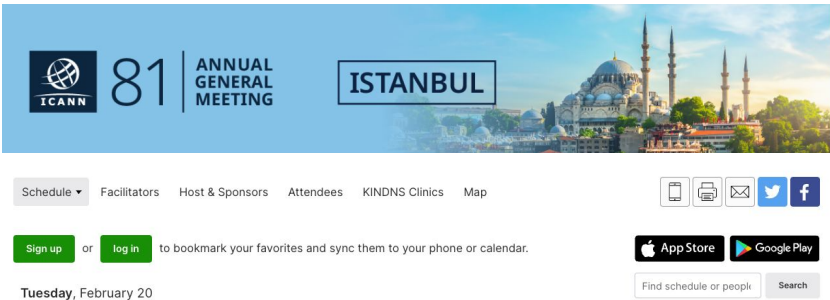
Schedule Website Statistics

Schedule Platform | <https://81.schedule.icann.org/>

ICANN utilized Sched.com to publish the schedule and participation links.

Before a meeting, the website includes language streaming links, remote participation links, and presentations. Shortly after a session concludes, the audio recording links are automatically posted.

The Meetings Technical Services (MTS) team digitally tests all audio recordings before they are posted. Periods of dead air are removed so listeners don't have to fast-forward through gaps in a recording. When MTS completes this process, ICANN Language Services processes and posts the associated transcripts.



Attendees Logged In

1,612

Personal Schedules Created

1,196



ICANN81 | By the Numbers

Participation Statistics



81

ANNUAL
GENERAL
MEETING

Participation Statistics – Zoom Meetings

Virtual Participation

A very important facet of ICANN meetings is virtual participation. This section presents metrics related to the services provided on-site during meetings.

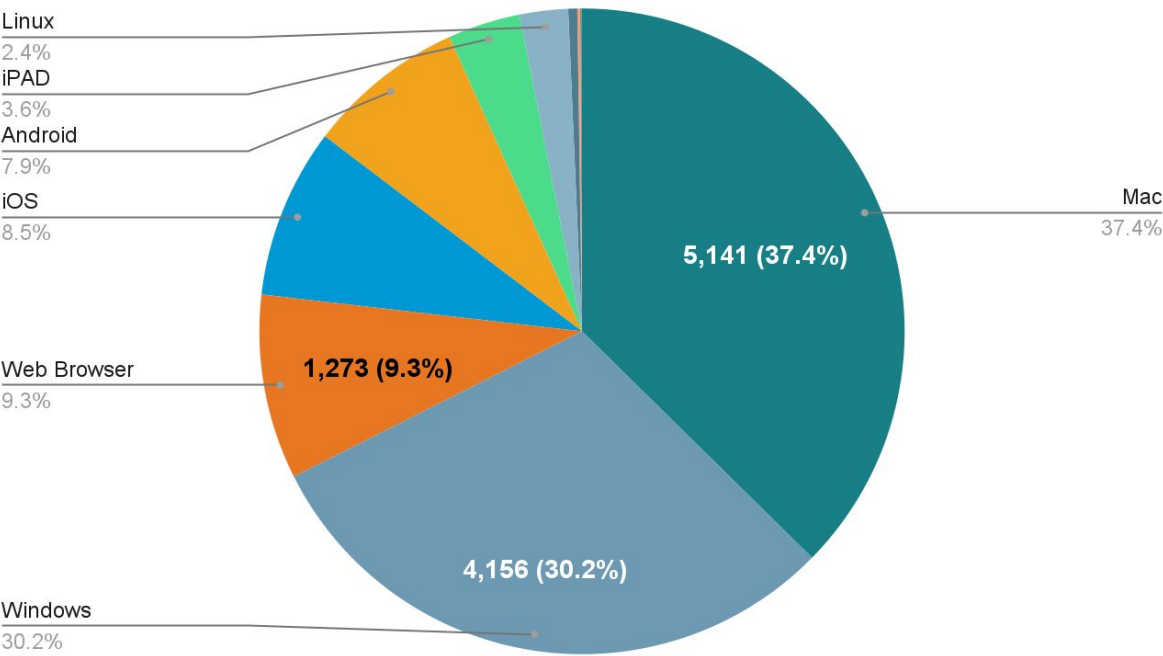
Services Provided:

Zoom Meetings—Visual platform with presentations, participant chat, video of session room, and other tools. Recordings of meetings are posted after the session concludes. A mobile app version is also available on app stores. Zoom provides built-in video streaming, audio streaming for all languages available, and for closed caption scribing, either live or auto-computer generated transcripts.

Video Streaming—Video and audio streamed live to Youtube.com is only for plenary rooms. All other rooms utilize Zoom for video streaming.

Scribing—Closed captioning is a live stream of text transcribed from the session’s audio, and is available in English for several sessions. Zoom also provides auto-computer generated transcripts.

Zoom Device Connections



Participation Statistics – In-Person

In-Person Attendees by top 40 Countries

COUNTRY / TERRITORY	IN-PERSON ATTENDEES ▼
United States of America	382
Türkiye	346
United Kingdom of Great Britain and Northern Ireland	83
Germany	75
China	73
Canada	61
Netherlands	56
France	49
Belgium	48
India	35
Australia	31
Russian Federation	29
Brazil	28
Indonesia	26
Argentina	25
Spain	23
Switzerland	22
Sweden	19
Denmark	18
Kenya	18
Japan	16
South Africa	15
Italy	14
Uganda	14
United Arab Emirates	14
Austria	13
Bangladesh	13
Czech Republic	10
Egypt	10
New Zealand	10
Serbia	10
Singapore	10
Ukraine	10
Uruguay	10
Armenia	9
Ireland	9
Nigeria	9
Portugal	9
Colombia	8
Greece	8

ICANN81 | By the Numbers

General Information



81

ANNUAL
GENERAL
MEETING

General Information

ICANN Equipment Shipped to ICANN81

Much like a touring band, ICANN has learned over time that the most cost-effective method of ensuring that meeting participants have a positive experience is to sea freight our own equipment to ICANN meetings. We ship critical equipment, then rent the remaining equipment locally to help promote the local economy. For some locations, air freighting the ICANN equipment via an airplane is required. ICANN works to reduce the amount of freight to be shipped when air freight is required.

The following depicts the equipment shipped in 102 cases for ICANN81.

ICANN-Owned Equipment Shipment Weight



12,020 kgs | 26,500 lbs

- or -

13.25 tons | 11.83 tonnes

- or -

2,650 Cats



ICANN81 NOC Cat

Based on average 4.5 kgs / 10 lbs per cat

<https://www.petmd.com/cat/general-health/average-weight-cats>

ICANN81 | By the Numbers

Network Operations Center



81

ANNUAL
GENERAL
MEETING

ICANN81 By the Numbers

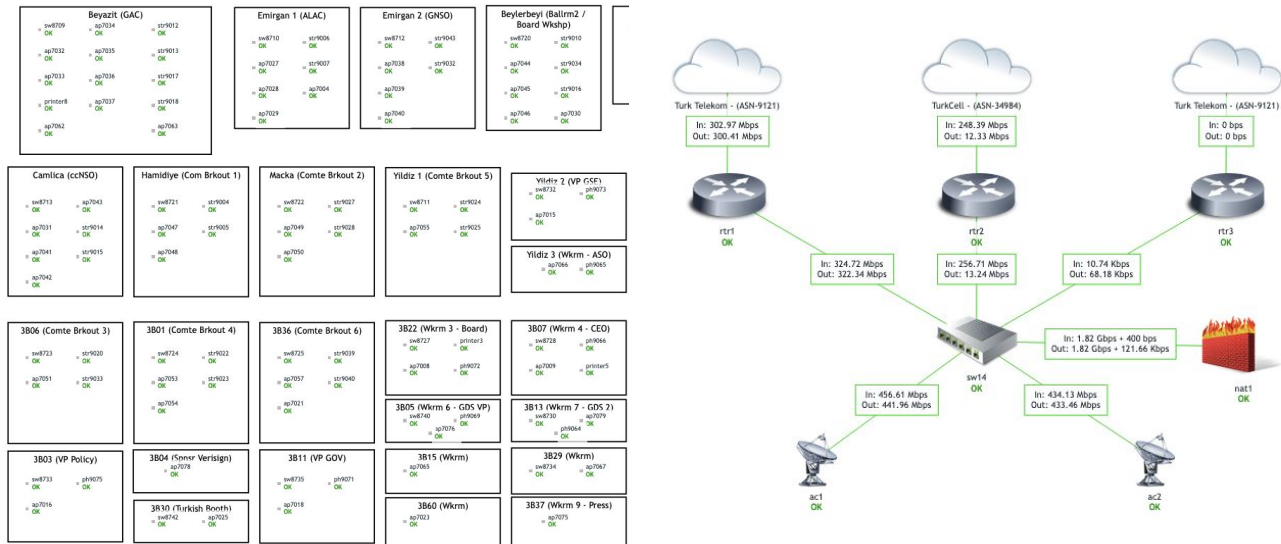
Network Operations Center

Session Monitoring

The Network Operations Center (NOC) monitors all session rooms, including audio streams, recordings, Wi-Fi associations, connectivity stability, room temperatures, and technician status. At any time, NOC staff can look at the monitoring screen and get a real-time status check of any session room.



The NOC uses Zabbix to monitor all active equipment deployed into various areas of the venue. The tool enables the NOC to respond quickly to power outages, network problems, and equipment failures. The NOC is where the Meetings, Meetings Technical Services, and Security teams work together to ensure quick inter-departmental communications and coordination.



ICANN81 | By the Numbers

Network Statistics



81

ANNUAL
GENERAL
MEETING

Wi-Fi Client Associations and Bandwidth

During an ICANN meeting, the Meetings Technical Services team closely monitors the network load and Wi-Fi associations to each wireless access point. Alerts notify the NOC team when a maximum number of users are associated with a single access point. The team responds promptly by mitigating issues with access points or deploying more access points.

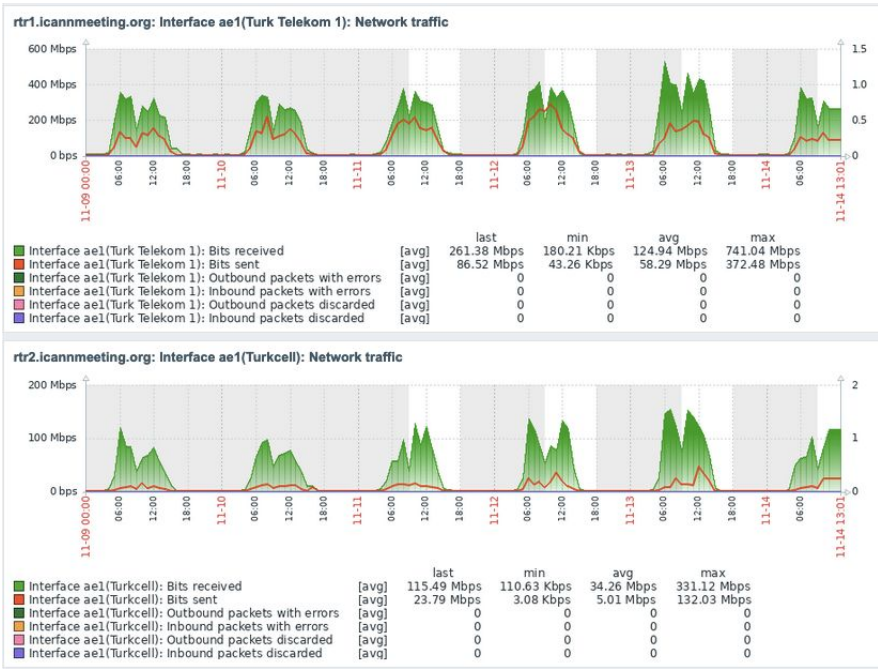
Great care and time go into the deployment plan for wireless access points. The team works closely with our wireless vendor Aruba to ensure the best possible configuration of device profiles.

Our goal is to ensure the highest quality experience for all attendees on the ICANN network.

Wi-Fi Associations



Bandwidth Utilization



Network Statistics

Bandwidth Consumption and Allocation

This data shows the bandwidth that was provided and consumed, and the traffic allocation between IPv4 and IPv6.

IPv6 Data Transferred In/Out

3,453
IPv6 Download Gbytes

797
IPv6 Upload Gbytes

IPv6 Network Usage

26%

IPv4 Data Transferred In/Out

12,139
IPv4 Download Gbytes

4,056
IPv4 Upload Gbytes

IPv4 Network Usage

74%

Internet Service Providers

2
On-site Bandwidth Gbps

**Türk Telekom
Turkcell Superonline**

Total Data Transferred In/Out

15,592
Download Gbytes

4,853
Upload Gbytes



81

**ANNUAL
GENERAL
MEETING**

ICANN81 | By the Numbers

For additional information or to comment
on this report, please contact: meetingsupport@icann.org



81

ANNUAL
GENERAL
MEETING